

MED Institutionalization: Strategy and Guidelines

SN	Key Activities	Progress - 2018
1	Revision of MEDPA Operational Guidelines	The revised MEDPA operational guideline approved and implementing.
2	Development of MEDPA II strategy	MEDPA II Strategy Document draft was prepared and forwarded to MoICS for approval.
3	LMEGA Formation and CFC Registration	A total of 173 LMEGAs formed and 126 CFC registered.

MED Institutionalization: Province Level

SN	Key Activities	Progress - 2018
4	Province level orientation	Completed 7 events in all provinces with the attendance of 1350 participants including exhibitions.
5	Wrap up orientation	Completed in 38 districts.
6	Exposure visits	Total of 66 exposure visits were completed for LG and provincial government representatives.
7	GESIMIS System establishment	GESI MIS training was provided to key staff of Province level computer officer and operator. User accounts were also distributed to use the system. Besides, Computer set (Desk top computer with UPS and printer) for GESIMIS operation were delivered in all provinces.

MED Institutionalization: LGs Level

SN	Key Activities	Progress- 2018
8	MED Model Orientation to Elected LG representatives	Oriented 195 LGs with 7953 participants out of 30% are women.
9	Capacitate to demo LGs	34 Demo LGs completed
10	Prepare Enterprise Development Plan.	EDP completed in 89 LGs.
11	Support to develop Policy, Acts and Guidelines of MEDPA at LG	Approved on sample "Standard Operating Procedure" for MED model at all LG level.

MED Institutional Capacity Development

SN	Key Activities	Progress - 2018
12	MED model Desktop Manual (in Nepali)	Developed MED model Desktop Manual in Nepali and disseminated.
13	Develop text book/ manual for 3 years diploma course on entrepreneurship	Text book/manual developed for 3 years diploma course on entrepreneurship.
14	Revise EDF Text Modules based on TSLC and hand it over to IEDI	Text modules revised.
15	Four Year Bachelor Course on Entrepreneurship Development in University Curriculum	Developed 4 years curriculum on entrepreneurship for Bachelor Level course in Pokhara University.

Institutionalization of GESIMIS System

SN	Key Activities	Progress - 2018
16	MoICS to simplify and add-in Web base GESI-MIS software	Additional features such as Users roles of different users, Correct LGs and MEs name, PCI update, Improved version of user access modules has been updated in the GESIMIS System.
17	Establishment of Enterprise Information Centre (EIC) at MoI	Created GESI MIS users for 753 LGs, All District based CSIO officer and provincial users. MEDPA M&E Framework and RBM&E handbook were developed.
18	Updating MEs database for PCI MEDEP/MEDPA (Phase IV)	PCI data was updated in June and July for phase III and Phase IV MEDEP/MEDPA. Total of 54,861 MEs created from 2008 to 2014 were updated and 24,608 MEs of Phase IV were also updated in 2018.

ME Creation and Graduation Support

SN	Key Activities	Progress- 2018
19	ME Creation of MEDPA	Total of 10,594 MEs were created by MEDPA in 2018.
20	Graduation support to existing micro-entrepreneurs for MEDEP target	Support received by 3551 MEs from Jan to July 2018.
21	Graduation support to existing MEs for MEDPA target	Support received by 6109 MEs from Jan to July 2018.

The facts and figures

MEs Creation (MEDEP and MEDPA)

Micro Entrepreneur Created from 1st Jan 2018 to 31st July 2018

Organization	Total	Women	Men	Dalit	IN	BCT	Madhesi	Youth
MEDPA	10671	8886	1784	2857	4267	3546	1968	9489
		83%	17%	27%	40%	33%	18%	89%
MEDEP	3	3	0	3	0	0	0	3
		100%	0%	100%	0%	0%	0%	100%
Total	10674	8889	1784	2862	4269	3546	1968	9496
		83%	17%	27%	40%	33%	18%	89%

Graduation Support (MEDEP and MEDPA)

Graduation Support Summary from 1st Jan 2018 to 31st July 2018

Organization	Total	Women	Men	Dalit	IN	BCT	Madhesi
MEDPA	6109	4944	1163	1455	2848	1804	1155
		81%	19%	24%	47%	30%	19%
MEDEP	3551	2637	914	781	1339	1431	770
		74%	26%	22%	38%	40%	22%
Total	9660	7581	2077	2236	4187	3235	1925
		78%	22%	23%	43%	33%	20%

GESIWISE Distribution of Total MEs Creation (MEDEP and MEDPA)

Micro Entrepreneurs creation GESI wise report from 1998 to 2018

Organization	Target	Total	Women	Men	Dalit	IN	BCST	Madhesi	Youth
MEDEP	86000	88005	62575	25430	21370	33054	33581	19671	46601
MEDPA	59370	54584	43667	10913	15068	21694	17818	10445	17459
Total	145370	142589	106242	36343	36438	54748	51399	30116	64,060
Percent		98%	74.5%	25.5%	25.5%	38.4%	36%	21%	45%

Micro-Enterprise Development Programme and SDGs



72,280 NPR
MEs Income


44%
MEs moved out of poverty



Achieved food security and improved nutrition among MEs





142,589 Total MEs



25.5% Men



75.5% Women



231,746

Employment generated including ME



Reduced Inequalities

38.4% Indigenous, 25.5%% Dalit and 21% Madhesi

Indirect Contribution of MEDEP/MEDPA - All the remaining SDG Goals